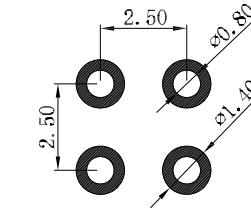
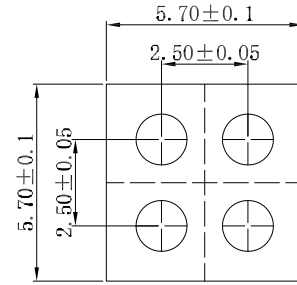
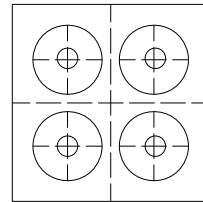
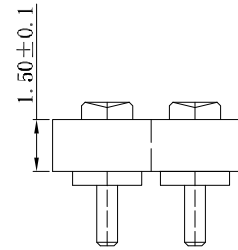
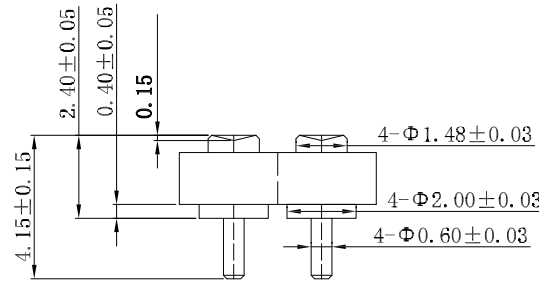


APPROVED: \_\_\_\_\_  
 DATE: \_\_\_\_\_ TITLE: \_\_\_\_\_

Rev	AWO #	Description	Date	Appr
-		RELEASED	7/25/19	
A		UPDATE DRAWING	8/1/19	LH/RC



RECOMMENDED PCB LAYOUT



PH2-3F-04-FVP-24415-C1  
 Insulator: PA46

**SPECIFICATIONS:**

**Material:**  
 Insulator: (PA9T or PA46) Hi-Temp Thermoplastic, rated UL 94V-0, Color: Black  
 Contacts: Copper Alloy  
**Plating:**  
 3u" Gold over Nickel underplate overall  
**Electrical:**  
 Voltage rating (Per Contact): 12 Volts  
 Current rating (Per Contact): 3A max  
 Contact resistance : 20 mohms max  
 Insulation resistance: 100 Mohms min  
 Dielectric withstanding voltage: 1,000 VRMS @ 60HZ  
 Temperature Rating:  
 Operating temperature: -30°C to +85°C  
**Environmental:**  
 Lead free, RoHS compliant.



UNLESS OTHERWISE SPECIFIED ALL DIMENSIONS ARE MILLIMETERS TOLERANCES: EXCEPT AS NOTED			
MM		ANGLE	
X.	± 0.20	X'	± 2°
.X	± 0.15	.X'	± 0.5°
.XX	± 0.10		
APPROVALS		DATE	
DRAWN	LH	7/25/19	
CHECKED	RC	7/25/19	
APPROVED			

**ADAM TECH INTERCONNECTS**  
 909 Rahway Avenue,  
 Union, NJ 07083  
 Phone: 908-687-5000  
 Fax: 908-687-5710

TITLE CUSTOM LENGTH TUBE DOUBLE ROW STRIPS 1.50MM INSULATOR HEIGHT, DIP LOADED			
SIZE X	PART NO. PH2-3F-XX-FVP-24415-C1	REV. A	
REF: S00185C	SCALE: NTS	SHEET 1 OF 4	

6

5

4

3

2

1

6

5

4

3

2

1

6 5 4 3 2 1

APPROVED: \_\_\_\_\_  
 DATE: \_\_\_\_\_ TITLE: \_\_\_\_\_

Rev	AWO #	Description	Date	Appr
SEE SHT 1 OF 4 FOR REVISION				

RECOMMENDED PCB LAYOUT

RECOMMENDED PCB LAYOUT

PH2-3F-06-FVP-24415-C1  
 Insulator: PA46

PH2-3F-08-FVP-24415-C1  
 Insulator: PA46

UNLESS OTHERWISE SPECIFIED  
 ALL DIMENSIONS ARE MILLIMETERS  
 TOLERANCES: EXCEPT AS NOTED

MM	ANGLE
.X ± 0.20	.X° ± 2°
.X ± 0.15	.X° ± 0.5°
.XX ± 0.10	

**ADAM**  
**TECH**  
**INTERCONNECTS**

909 Rahway Avenue,  
 Union, NJ 07083  
 Phone: 908-687-5000  
 Fax: 908-687-5710

APPROVALS		DATE
DRAWN	LH	7/25/19
CHECKED	RC	7/25/19
APPROVED		

TITLE		
CUSTOM LENGTH TUBE DOUBLE ROW STRIPS 1.50MM INSULATOR HEIGHT, DIP LOADED		
SIZE	PART NO.	REV.
X	PH2-3F-XX-FVP-24415-C1	A
REF:	S00185C	SCALE: NTS SHEET 2 OF 4

6 5 4 3 2 1

6 5 4 3 2 1

APPROVED: \_\_\_\_\_  
 DATE: \_\_\_\_\_ TITLE: \_\_\_\_\_

Rev	AWO #	Description	Date	Appr
SEE SHT 1 OF 4 FOR REVISION				

Technical drawing of PH2-3F-10-FVP-24415-C1. Top view shows a 2x5 grid of circular contacts with dimensions: 5.08±0.1 (height), 2.51±0.05 (width), 2.64±0.06 (pitch), 10.18±0.1 (total width), and 12.70±0.15 (total length). Recommended PCB layout shows a 2x5 grid of circular contacts with dimensions: 10.16 (pitch), 2.51 (width), 2.51 (height), 10.80 (pitch), and 21.40 (total length).

Side view technical drawing of PH2-3F-10-FVP-24415-C1. Dimensions include: 2.40±0.05 (height), 0.40±0.05 (height), 0.15 (height), 1.50±0.1 (height), 6-∅1.48±0.03 (diameter), 6-∅2.00±0.03 (diameter), and 6-∅0.80±0.03 (diameter).

PH2-3F-10-FVP-24415-C1  
 Insulator: PA46

Technical drawing of PH2-3F-12-FVP-24415-C1. Top view shows a 2x6 grid of circular contacts with dimensions: 5.08±0.1 (height), 2.51±0.05 (width), 2.51±0.06 (pitch), 12.70±0.1 (total width), and 16.24±0.15 (total length). Recommended PCB layout shows a 2x6 grid of circular contacts with dimensions: 12.70 (pitch), 2.51 (width), 2.51 (height), 12.70 (pitch), and 21.40 (total length).

Side view technical drawing of PH2-3F-12-FVP-24415-C1. Dimensions include: 2.40±0.05 (height), 0.40±0.05 (height), 0.15 (height), 1.50±0.1 (height), 12-∅1.48±0.03 (diameter), 12-∅2.00±0.03 (diameter), 12-∅0.80±0.03 (diameter), and 4.15±0.15 (height).

PH2-3F-12-FVP-24415-C1  
 Insulator: PA9T

UNLESS OTHERWISE SPECIFIED  
 ALL DIMENSIONS ARE MILLIMETERS  
 TOLERANCES: EXCEPT AS NOTED

MM	ANGLE
X. ± 0.20	X' ± 2°
.X ± 0.15	.X' ± 0.5°
.XX ± 0.10	

APPROVALS		DATE
DRAWN	LH	7/25/19
CHECKED	RC	7/25/19
APPROVED		

**ADAM TECH INTERCONNECTS**  
 909 Rahway Avenue,  
 Union, NJ 07083  
 Phone: 908-687-5000  
 Fax: 908-687-5710

TITLE CUSTOM LENGTH TUBE DOUBLE ROW STRIPS 1.50MM INSULATOR HEIGHT, DIP LOADED		
SIZE X	PART NO. PH2-3F-XX-FVP-24415-C1	REV. A
REF: S00185C	SCALE: NTS	SHEET 3 OF 4

6 5 4 3 2 1

APPROVED: \_\_\_\_\_  
 DATE: \_\_\_\_\_ TITLE: \_\_\_\_\_

Rev	AWO #	Description	Date	Appr
SEE SHT 1 OF 4 FOR REVISION				

D

D

C

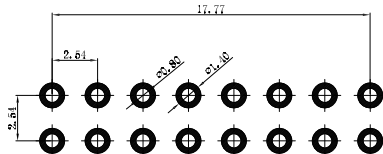
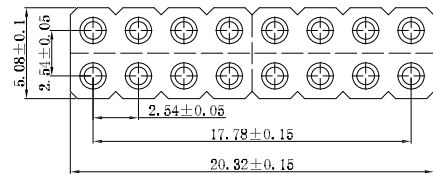
C

B

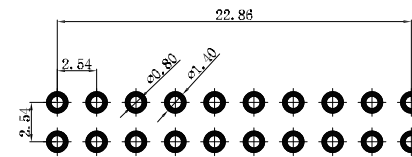
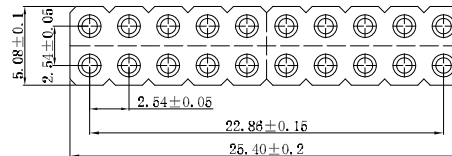
B

A

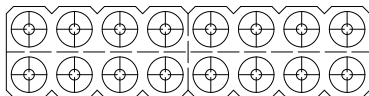
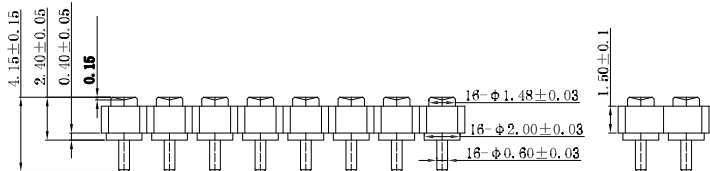
A



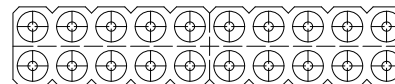
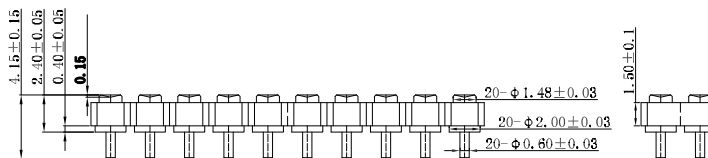
RECOMMENDED PCB LAYOUT



RECOMMENDED PCB LAYOUT



PH2-3F-16-FVP-24415-C1  
 Insulator: PA9T



PH2-3F-20-FVP-24415-C1  
 Insulator: PA9T

UNLESS OTHERWISE SPECIFIED  
 ALL DIMENSIONS ARE MILLIMETERS  
 TOLERANCES: EXCEPT AS NOTED

MM	ANGLE
X. ± 0.20	X' ± 2°
.X ± 0.15	.X' ± 0.5°
.XX ± 0.10	

**ADAM TECH INTERCONNECTS**  
 909 Rahway Avenue,  
 Union, NJ 07083  
 Phone: 908-687-5000  
 Fax: 908-687-5710

APPROVALS		DATE
DRAWN	LH	7/25/19
CHECKED	RC	7/25/19
APPROVED		

TITLE  
**CUSTOM LENGTH TUBE DOUBLE ROW STRIPS**  
**1.50MM INSULATOR HEIGHT, DIP LOADED**

SIZE	PART NO.	REV.
X	PH2-3F-XX-FVP-24415-C1	A
REF:	S00185C	SCALE: NTS
		SHEET 4 OF 4